

# Kofax TotalAgility

## Tables

Version: 7.4.1

Date: 2017-10-26



© 2017 Kofax. All rights reserved.

Kofax is a trademark of Kofax, Inc., registered in the U.S. and/or other countries. All other trademarks are the property of their respective owners. No part of this publication may be reproduced, stored, or transmitted in any form without the prior written permission of Kofax.

# Table of Contents

Preface.....	4
Related documentation.....	4
Training.....	5
Get help for Kofax products.....	5
<b>Chapter 1: Tables.....</b>	<b>7</b>
Table CATEGORY.....	7
Table AW_RESOURCE.....	8
Table BUSINESS_PROCESS.....	10
Table LIVE_ACTIVITY.....	14
Table LIVE_ACTIVITY_RESOURCE.....	19
Table JOB.....	20
Table JOB_HISTORY.....	23
Table JOB_MILESTONES.....	25
Table JOB_STATE_HISTORY.....	26
Table FINISHED_JOB.....	26
Table FINISHED_JOB_HISTORY.....	30
Table FINISHED_JOB_MILESTONES.....	32
Table FINISHED_JOB_STATE_HISTORY.....	32
Table Work_QUEUE_DEFINITION.....	33
Table Work_QUEUE_DEFINITION_FIELD.....	33
Table LIVE_Work_QUEUE_DEFINITION.....	34
<b>Chapter 2: Database schema diagram.....</b>	<b>39</b>

# Preface

This document describes the Kofax TotalAgility tables and fields used by Kofax Analytics for TotalAgility.

All date and time values in the database are based on the application server's time zone.

The TotalAgility database does not contain any foreign key constraints.

## Related documentation

The product documentation set for Kofax TotalAgility 7.4.0 is available at the following location.

[https://docshield.kofax.com/Portal/Products/en\\_US/740-uc0n6j0c5s/KTA.htm](https://docshield.kofax.com/Portal/Products/en_US/740-uc0n6j0c5s/KTA.htm)

In addition to this guide, the documentation set includes the following items:

- *Kofax TotalAgility Prerequisites Guide*: Provides system requirements for installing TotalAgility, instructions for running the prerequisite utility, and a software checklist for various installation types.
- *Kofax TotalAgility Installation Guide*: Describes how to install and configure TotalAgility.
- *Kofax TotalAgility Integration Server Installation Guide*: Describes how to install Kofax Integration Server and integrate it with other products.
- *Kofax TotalAgility On-Premise Multi-Tenancy Installation Guide*: Describes how to install and configure On- Premise Multi-Tenant system.
- *Kofax TotalAgility Configuration Utility Guide*: Explains how to use the Configuration Utility to update settings across various configuration files for different types of installation and deployment.
- *Kofax TotalAgility Administrator's Guide*: Provides information to the administrator on configuring and maintaining a TotalAgility installation.
- *Kofax TotalAgility Architecture Guide*: Provides an overview of the TotalAgility architecture, covering various deployments for on-premise, on-premise multi-tenancy and Azure environments.
- *Kofax TotalAgility Best Practices Guide*: Describes the best practices you must follow when using TotalAgility to improve performance, cost, maintenance, availability and security.
- *Kofax TotalAgility Features Guide*: Provides an overview of the TotalAgility features.
- *Kofax TotalAgility Migration Guide*: Provides information on TotalAgility upgrades from different versions and post upgrade configuration.
- *Kofax TotalAgility Help*: Provides details about using TotalAgility to design business jobs and cases, assign resources, create forms, integrate with external applications, and more. Access the help from the TotalAgility application by clicking the Help button.
- *Kofax TotalAgility Workspace Help*: Describes how to use the Workspace to manage activities, jobs, and resources. Access the help from the TotalAgility Workspace by clicking the Help button.
- *Kofax TotalAgility On-Premise Multi-Tenant System Help*: Describes how to create and manage tenants using the TotalAgility On-Premise Multi-Tenant system.

- *Kofax TotalAgility Web Capture Control Help* : Provides details on using a Web Capture control in creating multi-page documents, creating a new document in a new folder, deleting pages that have been incorrectly scanned, and more; also, describes the buttons available in a Web Capture control toolbar.
- *Kofax Analytics for TotalAgility Product Features Guide*: Provides an overview of the dashboards that help you track data through the workflow, analyze the effectiveness of the processes and resources, and address business problems.
- *Migration From Kofax Products Guide*: Provides information about migrating TotalAgility files and Kofax Transformation Modules projects to TotalAgility.

## Training

Kofax offers both classroom and computer-based training that will help you make the most of your Kofax TotalAgility solution. Visit the Kofax website at [www.kofax.com](http://www.kofax.com) for complete details about the available training options and schedules.

## Get help for Kofax products

Kofax regularly updates the Kofax Support site with the latest information about Kofax products.

To access some resources, you must have a valid Support Agreement with an authorized Kofax Reseller/ Partner or with Kofax directly.

Use the tools that Kofax provides for researching and identifying issues. For example, use the Kofax Support site to search for answers about messages, keywords, and product issues. To access the Kofax Support page, go to [www.kofax.com](http://www.kofax.com).

The Kofax Support page provides:

- Product information and release news  
Click a product family, select a product, and select a version number.
- Downloadable product documentation  
Click a product family, select a product, and click **Documentation**.
- Access to product knowledge bases  
Click **Knowledge Base**.
- Access to the Kofax Customer Portal (for eligible customers)  
Click **Account Management** and log in.

To optimize your use of the portal, go to the Kofax Customer Portal login page and click the link to open the *Guide to the Kofax Support Portal*. This guide describes how to access the support site, what to do before contacting the support team, how to open a new case or view an open case, and what information to collect before opening a case.

- Access to support tools  
Click **Tools** and select the tool to use.
- Information about the support commitment for Kofax products  
Click **Support Details** and select **Kofax Support Commitment**.

Use these tools to find answers to questions that you have, to learn about new functionality, and to research possible solutions to current issues.

## Chapter 1

# Tables

This chapter describes the following tables:

- CATEGORY
- AW\_RESOURCE
- BUSINESS\_PROCESS
- LIVE\_ACTIVITY
- LIVE\_ACTIVITY\_RESOURCE
- JOB
- JOB\_HISTORY
- JOB\_MILESTONES
- JOB\_STATE\_HISTORY
- FINISHED\_JOB
- FINISHED\_JOB\_HISTORY
- FINISHED\_JOB\_MILESTONES
- FINISHED\_JOB\_STATE\_HISTORY


**Note** If a table uses BIT columns, the SQL Server can bundle a maximum of eight such columns into a byte. For example:

- A table containing 7 BIT columns consumes one byte.
- A table containing 8 BIT columns consumes one byte.
- A table containing 9 BIT columns consumes two bytes.

**Important** If you copy and paste the code from this guide, be sure to adjust the line breaks if any.

## Table CATEGORY


This table contains all categories defined within TotalAgility.

	Name	Data Type	Max Length (Bytes)	Description
	CATEGORY_ID	Binary(16)	16	The unique identifier for the category.
	NAME	NChar(50)	100	The category name.
	DESCRIPTION	NChar(50)	120	The category description

Name	Data Type	Max Length (Bytes)	Description
PARENT_CATEGORY_ID	Binary(16)	16	The parent category. NULL if this category does not have a parent.
LAST_MODIFIED_RESOURCE	Binary(16)	16	The resource ID of the resource that last modified this category.
LAST_MODIFIED_DATE	Datetime	2	The date/time when this category was last modified.

## Table AW\_RESOURCE

This table contains the users and groups defined within TotalAgility.

Name	Data Type	Max Length (Bytes)	Description
 RESOURCE_ID	Binary(16)	16	The unique identifier for the resource.
CATEGORY_ID	Binary(16)	16	The unique identifier of the category to which the resource belongs.
CHARGE_FIXED_RATE	Decimal	14	The fixed rate cost of this resource.
LAST_MODIFIED_DATE	Datetime	8	The last time this resource was updated.
LAST_MODIFIED_RESOURCE_ID	Binary	16	The resource ID of the user who last modified this resource.
MANAGERIAL_LEVEL	Smallint	2	The managerial level of this resource. This value ranges from 1 to 99 with 1 being the highest level. A value of 99 indicates the resource is not a supervisor.
RESOURCE_NAME	NChar(40)	80	The name of the resource.
RESOURCE_TYPE	Smallint	2	The resource type. Possible values: <ul style="list-style-type: none"> <li>Internal User = 0</li> <li>External User = 32</li> <li>Group = 3</li> <li>Role = 6</li> <li>Floating Role = 8</li> </ul>
SECURITY_LEVEL	Smallint	2	The resource's security level. This value ranges from 1 to 10 with 1 being the highest level.
SERVER_ID	Binary	16	For internal use only.
SKILL_LEVEL_MAX	Smallint	2	The resource's maximum skill level. This value ranges from 1 to 10 with 1 being the highest level.





Name	Data Type	Max Length (Bytes)	Description
SKILL_LEVEL_MIN	Smallint	2	The resource's minimum skill level. This value ranges from 1 to 10 with 1 being the highest level.
UNIT_CHARGE_RATE	Decimal	14	The charge of using this resource per unit type.
UNIT_DURATION_IN_SECONDS	Int	4	The costing duration in seconds.
UNIT_TYPE	Smallint	2	The duration type. Possible values: <ul style="list-style-type: none"> <li>• Days = 0</li> <li>• Hours = 1</li> <li>• Minutes = 2</li> <li>• Seconds = 3</li> </ul>
EMAIL_ADDRESS	NChar	640	Email address of the specified resource.
END_DATE	Datetime	8	The date after which the resource is not available or invalid.
PASSWORD	NVarchar	2GB	For internal use.
START_DATE	Datetime	8	The date from which the resource is available or valid.
SUPERVISOR_ID	Binary	16	ID of the resource's supervisor.
WORKALLOCATIONRULE_ID	Binary	16	A work allocation rule used to assign tasks to resources.
WORKING_CATEGORY_ID	Binary	16	The working category to which the resource belongs.
WORKING_GROUP_ID	Binary	16	The group for which the resource spends most time working.
SECURITY_KEY	Binary	16	For internal use. Used by Capture Client.
PERSONA_ID	Binary	16	Indicates a persona associated with the resource. Personas allow you to divide your target audience into individual groups of people to cater to different interests and needs. Each persona includes target landing pages and content.
JOBLIST_QUERY_ID	Binary	16	ID of a job list query, if defined for the resource.
WORKQUEUE_QUERY_ID	Binary	16	ID of a work queue query, if defined for the resource.
PHONE_NUMBER	NVarchar	60	Phone number for the resource.
IS_LOCKED_OUT	bit		Indicates if the resource account is currently locked out.

Name	Data Type	Max Length (Bytes)	Description
LOCKED_OUT_DATETIME	Datetime	8	Date and time when account was locked out.
CHANGE_PASSWORD_ON_NEXT_LOGON	bit		Indicates if resource must change the password on next logon.
FAILED_LOGON_ATTEMPTS	Smallint	2	Number of failures entering password.
PASSCODE	NVarchar	80	The passcode for the resource, if the resource is configured to use passcode authentication.
PASSCODE_SENT_DATETIME	Datetime	8	Date and time the passcode was sent.
PASSCODE_VERIFIED_DATETIME	Datetime	8	Date and time the passcode was verified.

## Table BUSINESS\_PROCESS

This table contains information relating to all Business Processes defined within TotalAgility.

Name	Data Type	Max Length (Bytes)	Description
 PROCESS_ID	Binary(16)	16	The unique identifier for the process.
 VERSION	Decimal	8	The process version.
ALLOCATION_ALGORITHM	Smallint	2	Algorithm options for allocating work to resources. Possible values: <ul style="list-style-type: none"> <li>• First Found = 0</li> <li>• Cost = 1</li> <li>• Skill = 2</li> <li>• Speed = 3</li> </ul>
ARCHIVE_FINISHED_JOBS	Bit		Indicates if the job should be moved to the Finished database once completed.
ARCHIVE_TO_PI	Bit		Indicates if the job should be used for reporting purposes.
ARROW_TYPE	smallint	2	For internal use.
ARROW_WEIGHT	smallint	2	For internal use.
BACK_COLOUR	Int	4	For internal use. Background color for process map. Ranges from 0 (Hex 000000) to 16777215 (Hex FFFFFFFF)
CATEGORY_ID	Binary(16)	16	The category which this process belongs to.

Name	Data Type	Max Length (Bytes)	Description
CHANGE_DATE	Datetime	8	Date and time when the process map was last modified.
CREATION_DATE	Datetime	8	Date and time when the process map was created.
CREATOR	Binary	16	ID of the resource who created the process map.
EMAIL_TO	Bit		When configuring the activity notification for a process, indicates if the email should be sent to Group Address (0) or Group Member Address (1).
EXPECTED_COST	Decimal	18	The expected cost of completing a job created for this process.
HAS_BUDGET_ESCALATIONS	Bit		Indicates if budget triggers are configured.
HAS_DURATION_ESCALATIONS	Bit		Indicates if duration triggers are configured.
HAS_FLOATING_ROLES	Bit		Indicates if floating roles are configured for the process map.
HAS_MILESTONE_ESCALATIONS	Bit		Indicates if milestone triggers are configured.
HAS_MILESTONES	Bit		Indicates if any milestones are configured for this process map.
LAST_MODIFY_RESOURCE	Binary	16	The ID of the resource who last modified the process map.
LATEST_VERSION	Bit		Indicates if process version is the latest.
PREFIX_VARIABLE_NAME	Bit		Indicates whether variable IDs are using prefixes (lowercase).
PRIORITY	Smallint	2	The priority of the business process with 1 being the highest priority and 10 the lowest.
PROCESS_NAME	NVarchar	80	The process name.
PROCESS_TYPE	Smallint		The type of process. Possible values: <ul style="list-style-type: none"> <li>• BusinessProcess = 0</li> <li>• CaseDefinition = 1</li> <li>• CaseFragment = 2</li> <li>• BusinessRule = 5</li> </ul>
SEND_EMAIL	Bit		Indicates whether to send email notification to usable resources whenever an activity becomes pending.
SERVER_ID	Binary	16	For internal purposes. ID of the server where process map is installed.





Name	Data Type	Max Length (Bytes)	Description
SLA_STATUS2_THRES_IN_SECS	Int	4	Number of seconds to hit the second threshold of process SLA.
SLA_STATUS3_THRES_IN_SECS	Int	4	Number of seconds to hit the third threshold of process SLA.
SLA_STATUS4_THRES_IN_SECS	Int	4	Number of seconds to hit the fourth threshold of process SLA.
SLA_STATUS5_THRES_IN_SECS	Int	4	Number of seconds to hit the fifth threshold of process SLA.
STATUS	Smallint	2	Current state of process map. Possible values: <ul style="list-style-type: none"> <li>• Saved = 0</li> <li>• Deleted = 1</li> <li>• Released = 2</li> <li>• Awaiting = 3</li> <li>• New = 4</li> </ul>
STORE_VARIABLE_HISTORY	Bit		Indicates if all the changes should be to process variables.
STRAIGHT_THROUGH	Bit		Indicates whether the map is straight through (synchronous).
SUPPORTS_SKINNING	Bit		Indicates this process can be used as a skin template.
TARGET_DURATION_IN_SECONDS	Int	4	Target duration of process in seconds.
TRANSACTIONAL	Bit		Not currently used.
USE_ASSOC_FILE	Bit		Indicates if a configured associated file should be appended when sending an activity notification.
HAS_DOCUMENT_CONTAINER	Bit		Indicates if the process has a document container. For example, defines document types and number of documents.
CAPTURE_ENABLED	Bit		Indicates if the process is capture enabled and will initialize from scan.
POOLID	Smallint	2	ID of the thread pool associated with the process.
ACTION_WHEN_CASE_COMPLETES	Smallint	2	Action to take on associated jobs when the case completes. <ul style="list-style-type: none"> <li>• Leave Jobs = 0</li> <li>• Terminate Jobs = 1</li> </ul>
ASSOCIATED_CASE_PROCESS_ID	Binary	2	The ID of the case associated with this process.

Name	Data Type	Max Length (Bytes)	Description
BUDGET	Decimal	18	The budget allocated for the execution of a job created for this business process.
COMPLETION_EVENT_MAP_ID	Binary	16	ID of a process to be run when the case completes.
DEFINITION_ID	Binary	16	The ID of the work type, if any, associated with this process.
DESCRIPTION	NVarchar	4000	A textual description of the process.
DESIGN_TIME_SETTINGS	XML	2GB	Contains various data from the process such as annotations, attachments, pools, layout type and zoom factor.
DYNAMIC_BUDGET	NVarchar	200	The process budget can be a static value or obtained dynamically from a variable. This parameter identifies a variable that contains the budget for the process.
EMAIL_CONTENT_TEXT	NVarchar	2GB	Content part of email to be sent as an activity notification when an activity becomes pending.
EMAIL_CONTENT_VAR_ID	NVarchar	200	Variable ID for content part of email.
EMAIL_SUBJECT_TEXT	NVarchar	2GB	Subject of email to be sent as an activity notification when an activity becomes pending.
EMAIL_SUBJECT_VAR_ID	NVarchar	200	Variable ID for the subject of email.
EMAIL_URL_TEXT	NVarchar	2GB	URL of email to be sent as an activity notification when an activity becomes pending or available.
EMAIL_URL_VAR_ID	NVarchar	200	Variable ID for the URL of an email.
FINISH_TIME_VARID	NVarchar	200	Variable that holds the expected duration of the process in a process or system variable (if not using milestone or time settings from the General tab of process properties).
FOLDER_STRUCTURE	XML	2GB	Details the virtual folders and index data fields for a process on the Advanced tab of process properties.
FORM	NVarchar	2GB	Redundant.
FORM_SECTIONS	XML	2GB	Redundant.
HELP_TEXT	NVarchar	510	Contains the process help text.
LOCKED_BY	Binary	16	The resource ID of the resource that locked the process, preventing updates.

Name	Data Type	Max Length (Bytes)	Description
MILESTONE	NChar	80	Milestone that indicates the expected duration of the process, if process is using a milestone.
MILESTONE_SCOPE	Bit		The scope of the previous MILESTONE column. <ul style="list-style-type: none"> <li>Scope 0: Milestone only applies to process or case fragments.</li> <li>Scope 1: Milestone applies to case definition and its case fragments.</li> </ul>
PROCESS_OWNER_ID	Binary	16	The resource ID of the resource who owns this process.
SCORE_RULE	XML	2GB	Contains the predictive model, if defined, for the process to predict the likelihood of an outcome such as using variables, operators and weights.
VALID_FROM	DateTime	8	The start date from which this process is intended to be used.
VALID_TO	DateTime	8	The end date before which this process is intended to be used.
SETTINGS_XML	XML	2GB	For internal use. Contains any process capture and retention policy settings.
CNJ_FORM_NAME	NVarchar	200	For Internal use. Contains the name of the Create New Job (CNJ) form used for the process, if a CNJ form is associated with the process.
CNJ_FORM_ID	Binary	16	For Internal use. Contains the ID of the Create New Job form used for the process, if a CNJ form is associated with the process.

## Table LIVE\_ACTIVITY

This table contains the activities (manual and automatic) to be performed within TotalAgility.

Name	Data Type	Max Length (Bytes)	Description
 JOB_ID	Binary(16)	16	The unique identifier for the job.
 EMBEDDED_PROCESS_COUNT	Smallint	2	The process level on which the activity resides. A value of 0 indicates the process is the parent process.
 NODE_ID	Smallint	2	The ID of the activity within a process.
 SUB_NODE_ID	Smallint	2	Used to control concurrent access to an activity.

Name	Data Type	Max Length (Bytes)	Description
ACTIVITY_STATUS	Smallint	2	Possible values: <ul style="list-style-type: none"><li>• Pending = 0</li><li>• Taken = 1</li><li>• Suspended = 3</li><li>• Locked = 4</li><li>• OnHold = 7</li><li>• AwaitingEvent = 8</li><li>• AwaitingAllocation = 9</li><li>• Saved = 10</li></ul>
ASSOCIATED_FILE	NVarchar	510	This is normally used if you generate a Take Activity or a Multiview Activity form based on the activity, and the form name is then stored in this column.
AUTOMATIC	Bit	1	Indicates if this activity is automatic.
DATA_PROCESS_ID	Binary	16	Contains the process ID. If the activity is from a subjob, this value holds the process ID of the subjob and not the ID of the parent job.
DELEGATED	Bit		Indicates if an activity has been delegated from one resource to another resource for a specified time period. The activity is not reassigned and appears in the work queue of both resources.

	Name	Data Type	Max Length (Bytes)	Description
	DESIGN_TIME_TYPE	Int	4	<p>Indicates the design-time type of activity.</p> <ul style="list-style-type: none"> <li>• <b>The capture activity types and their corresponding values:</b>  Extraction = 131085, Classification = 131086, PDF Generation = 131088, Scan = 131089, Validation = 131090, Verification = 131091, Document Review = 131092, Image Processing = 131093, Composite = 131094</li> <li>• <b>The Core Kofax TotalAgility activity types and their corresponding values:</b>  Manual = 1, VB Script = 32, Create New Job = 128, .NET = 4096, Web Service = 8192, XML = 131072, C Sharp = 131074, VB.NET = 131076, Data Access = 131077, Synchronization = 131079, Sleep = 131080, Job Owner = 131081, Job Variables = 131082, Resource Info = 131084</li> <li>• <b>Kofax TotalAgility custom nodes and their corresponding values:</b>  Loop Activity = 32, Expression Activity = 33, SharePoint Create Site = 34, Sharepoint Create Folder = 35, SharePoint AddItem = 36, SharePoint UpLoader = 38, SharePoint MoveItem = 39, SharePoint GetDocument = 40, Business Rule = 101, Email Activity = 102, RESTful web service = 104, Doc Generation = 105, Dynamics CRM = 106, Ready For Review = 107, CMIS Get Document = 110, Trim Create Folder = 111, Trim Add Document = 112, CMIS Add Document = 113, CMIS Update Document = 114, Trim Get Document = 115, CMIS Create Folder = 116, CMIS Check In Document = 117, CMIS Cancel Checkout Document = 118, CMIS Find Document = 119, Exchange Server Get Attachments = 120, Capture Delete = 121, Capture Export = 122, Dynamics AX = 123, Dynamics AX Search = 124, Kapow = 125, Transfer Activity = 126, Document State = 127, Document Received = 128, Accept Document = 129, Add Document Type = 130, SoftProSignDocuments = 131</li> </ul>
	DUE_DATE	Datetime	8	The date and time when the activity is due.
	EXPECTED_COST	Decimal	18	The expected cost of the activity.









Name	Data Type	Max Length (Bytes)	Description
EXPECTED_DURATION_IN_SECS	Int	4	The expected duration of the activity in seconds.
FIXED_COST	Decimal	18	Indicates the fixed cost of the activity irrespective of the duration.
HELP_TEXT	NVarchar	510	Contains help text defined for an activity.
LIBRARY	Bit		Redundant.
MACHINE_ID	Smallint	2	Not currently used.
MACHINE_NAME	NVarchar	60	A name identifying the machine where the activity that was initially added to the LIVE_ACTIVITY table resides.
MONITORING_DUE_DATE	Datetime	8	Contains the date and time for the next check to see if the activity is overdue.
NODE_NAME	NChar	80	The activity name.
OFFERED_RESOURCE_ID	Binary	16	Redundant.
OFFERED_TIME	Datetime	8	Redundant.
POOLID	Smallint	2	Specifies the Kofax TotalAgility thread pool in which the activity is to be executed.
PRIORITY	Smallint	2	The priority of the activity. Ranges from 1 to 10, with 1 being the highest priority.
PROCESS_ID	Binary(16)	16	The unique identifier for the process to which this activity belongs and is used to create this activity.
PROCESS_NAME	NChar	80	The name of the process that contains the activity.
PERFORMING_RESOURCE_ID	Binary	16	ID of the resource that has taken the activity to perform it.
PENDING_TIME	Datetime	8	The date and time when the activity became pending.
PREVIOUS_STATUS	Smallint	2	Indicates the previous status of the activity. Refer to ACTIVITY_STATUS for possible values.
SAVED_ACTIVITY	XML	2GB	Contains data for the saved activity that is assigned concurrently to more than one user; the changes saved by one user must not affect the activity of the second user.
SECURITY	Smallint	2	Indicates the security level of a resource for working on this activity. It ranges from 1 to 10 with 1 being the highest skill level.


Name	Data Type	Max Length (Bytes)	Description
SKILL	Smallint	2	Indicates the required skill level of a resource for working on this activity. It ranges from 1 to 10 with 1 being the highest level of skill.
SLA_STATUS2_DATE	Datetime	8	Determines the SLA (Green / Amber / Red / Black / Purple) status. If the current date/time is less than SLA_STATUS2_DATE, the RAG status is Green. Check System Settings>Settings>Work Process tab in Designer to see if the default color, Green, is overridden.
SLA_STATUS3_DATE	Datetime	8	If the current date/time is less than SLA_STATUS3_DATE and greater than SLA_STATUS2_DATE, the RAG status is Amber. Check System Settings>Settings>Work Process tab in Designer to see if the default color, Amber, is overridden. If the current date/time is greater than SLA_STATUS3_DATE, the RAG status is Red.
SLA_STATUS4_DATE	Datetime	8	If the current date/time is less than SLA_STATUS4_DATE and greater than SLA_STATUS3_DATE, the RAG status is Red. Check System Settings>Settings>Work Process tab in the Designer to see if the default color, Red, is overridden.
SLA_STATUS5_DATE	Datetime	8	If the current date/time is less than SLA_STATUS5_DATE and greater than SLA_STATUS4_DATE, the RAG status is Black. Check System Settings>Settings>Work Process tab in Designer to see if the default color, Black, is overridden.
SPP_ID	Binary	16	For internal use.
TAKEN_TIME	Datetime	8	The time when the activity was taken.

Name	Data Type	Max Length (Bytes)	Description
TYPE	Int	4	<p>Indicates the runtime type of activity.</p> <p><b>The capture activity types and their corresponding values:</b></p> <p>Extraction = 131085, Classification = 131086, PDF Generation = 131088, Scan = 131089, Validation = 131090, Verification = 131091, Document Review = 131092, Image Processing = 131093, Composite = 131094</p> <p><b>The core Kofax TotalAgility activities and their corresponding types:</b></p> <p>Manual = 1, VB Script = 32, Create New Job = 128, .NET = 4096, Web Service = 8192, XML = 131072, C Sharp = 131074, VB.NET = 131076, Data Access = 131077, Synchronization = 131079, Sleep = 131080, Job Owner = 131081, Job Variables = 131082, Resource Info = 131084, ManualSoftproSignDocActivity = 131095</p> <p>Kofax TotalAgility activities implemented as custom nodes have a type of 4096.</p>
UNIQUE_ID	Binary	16	A generated unique GUID for this activity.
USE_ADV_WORKFLOW_RULES	Smallint	2	Indicates if using the advanced workflow rules, such as concurrent activity assignment, for executing the activity.
VERSION	Decimal	8	The process version.

## Table LIVE\_ACTIVITY\_RESOURCE


This table contains the corresponding resources that can perform an activity (identified using JOB\_ID, EMBEDDED\_PROCESS\_COUNT, NODE\_ID and SUB\_NODE\_ID).

Name	Data Type	Max Length (Bytes)	Description
 JOB_ID	Binary(16)	16	The unique identifier for the job.
 EMBEDDED_PROCESS_COUNT	Smallint	2	The process level on which the activity resides. If the value of this parameter is 0, the process is the parent process.
 NODE_ID	Smallint	2	The ID of the activity within a process.
 RESOURCE_ID	Binary(16)	16	The unique identifier for the resource.
 SUB_NODE_ID	Smallint	2	Controls concurrent access to an activity.
 STATUS	Smallint	2	Indicates whether a resource is excluded from performing an activity.

	Name	Data Type	Max Length (Bytes)	Description
	SERVER_ID	Binary	16	For internal use.
	ASSIGNED_RESOURCE_ID	Binary(16)	16	Helps in retrieving users' work, specifically when they are assigned to floating roles.

## Table JOB

This table contains a list of Live jobs in the system. It also lists Finished jobs if archiving is not enabled.

	Name	Data Type	Max Length (Bytes)	Description
	JOB_ID	Binary(16)	16	The unique identifier for the job.
	ARCHIVE_FINISHED_JOB	Bit		Indicates if the job should be moved from the JOB database table to the FINISHED_JOB database table on completion.
	ASSESSED_FOR_CHECKING	Bit		Indicates if this job was assessed for checking. Used for quality control.
	ASSESSED_FOR_SAMPLING	Bit		Indicates if this job was assessed for sampling. Used for quality control.
	ASSOCIATED_CASE_ID	Binary(16)	16	For a case fragment, this parameter is the Job ID for the case to which it belongs. If this is a normal job, this value is its own Job ID. See description for the TYPE column.
	CATEGORY_ID	Binary(16)	16	The category to which the process used to create this job belongs.
	COST_OVERRUN	Bit		This flag indicates whether the monitor marked this job for cost overrun.
	CREATION_TIME	Datetime	8	The date and time when the job was created.
	CREATOR	Binary(16)	16	The resource ID of the user who created the job. See <a href="#">Table AW_RESOURCE</a> for resource details.
	DURATION_OVERRUN	Bit		Indicates whether the monitor marked this job for duration overrun.
	EMBEDDED_PROCESS_COUNT	Smallint	2	Indicates the level of embedding of this process.
	EXPECTED_COST	Decimal	18	The expected cost of this job.
	EXPECTED_DURATION_IN_SECS	Int	4	The expected duration of this job in seconds.






Name	Data Type	Max Length (Bytes)	Description
EXPECTED_FINISH_TIME	Datetime	8	The expected finish time of the job.
FINISH_TIME	Datetime	8	The time at which the job was terminated or completed.
JOB_STATUS	Smallint	2	<ul style="list-style-type: none"> <li>• Active = 0</li> <li>• Completed = 1</li> <li>• Terminated = 2</li> <li>• Suspended = 3</li> <li>• Pending Completion = 4</li> <li>• Locked = 5</li> <li>• Ready For Evaluation = 6</li> <li>• On Hold = 7</li> <li>• Awaiting Completion = 8</li> <li>• Awaiting Case Completion = 9</li> <li>• Awaiting Completion Terminated = 10</li> <li>• Awaiting Case Completion Terminated = 11</li> </ul>
LAST_MODIFIED_DATE	Datetime	8	The date when the job details were last modified.
MACHINE_ID	Smallint	2	Not currently used.
ORIGIN_SERVER_ID	Binary	16	ID of the server on which the job originated or was created.
PRIORITY	Smallint	2	The job's priority.
PROCESS_ID	Binary	16	The unique identifier of the business process used to create this job.
PROCESS_NAME	NVarchar	80	The name of the process used to create this job, or the name of the skin that was created.
ROOT_JOB_ID	Binary	16	The ID of the root job ID. For example, the job ID of the parent job is the root job ID for both the parent job and its subjob.
SCORE	Int	4	The predictive score for a job. For example, use the score within a decision node to determine the path of execution for the process.
SELECTED_FOR_CHECKING	Bit		Indicates if this job was selected for checking and examined by the user. Used for quality control.
SELECTED_FOR_SAMPLING	Bit		Indicates if this job was selected for sampling and examined by the user. Used for quality control.

Name	Data Type	Max Length (Bytes)	Description
SLA_STATUS2_DATE	Datetime	8	Determines the RAG (Red / Amber / Green) status. If the current date and time is less than SLA_STATUS2_DATE, the RAG status is Green. Check System Settings>Settings>Work Process setting in the Designer to see if the default color, Green, is overridden. See the changes for the activity.
SLA_STATUS3_DATE	Datetime	8	If the current date and time is less than SLA_STATUS3_DATE and greater than SLA_STATUS2_DATE, the RAG status is Amber. Check System Settings>Settings>Work Process setting in the Designer to see if the default color, Amber, is overridden. If the current date/time is greater than SLA_STATUS3_DATE, the RAG status is Red. See the changes for the activity.
SLA_STATUS4_DATE	Datetime	8	If the finish date/time is less than SLA_STATUS4_DATE and greater than SLA_STATUS3_DATE, the RAG status is Red. Check System Settings>Settings>Work Process setting in the Designer to see if the default color, Red, is overridden. See the changes for the activity.
SLA_STATUS5_DATE	Datetime	8	If the finish date/time is less than SLA_STATUS5_DATE and greater than SLA_STATUS4_DATE, the RAG status is Black. Check System Settings>Settings>Work Process setting in the Designer to see if the default color, Black, is overridden.
SPEND_SO_FAR	Numeric	20	Specifies how much has been spent up to this point of job execution. See the changes for the activity.
START_TIME	Datetime	8	Indicates the time from which SLA calculations should be taken. This value defaults to the CREATION_TIME.
TYPE	Smallint	2	<ul style="list-style-type: none"> <li>• Normal = 0</li> <li>• Case = 1</li> <li>• Associated Job = 2</li> <li>• Subjob = 3</li> </ul>
VERSION	Decimal	8	The version of the process used to create this job.

Name	Data Type	Max Length (Bytes)	Description
WORK_QUEUE_DEFINITION_ID	Binary	16	The ID of a work type for the job process.
ACTIVATION_TIME	Datetime	8	The time the job was reactivated.
BUDGET	Decimal	18	The budget allocated for the job.
CHECKED_RESOURCE_ID	Binary	16	The ID of the resource who checked the job.
CUST_DATA	NVarchar	1000	Customer-specific data, if used.
EXCEPTION_CODE	NVarchar	1414	Exception code, if any, raised for job.
EXCEPTION_MAP	Smallint	2	Default value of 0 implies no exceptions are raised. Otherwise, the value corresponds to a particular exception map such as EXP0013 for Activity Due.
HOLD_TIME	Datetime	8	Indicates how long a job had been on hold, otherwise NULL.
JOB_OWNER_ID	Binary	16	The resource ID of job owner. See <a href="#">Table AW_RESOURCE</a> for resource details.
LANGUAGE	NVarchar	20	Indicates the language in use where the job was created (in multiple sites configuration). It is NULL when only one site exists.
OWNER_PROCESS_ID	Binary	16	The ID of the process that owns this job.
REASON_FOR_HOLD	NVarchar	2000	Contains the reason for the job being on hold.
SKIN_ID	Binary	16	The ID of the process skin, if any, used for the job.
STATE	NChar	60	The state of a job. The job can only have a single state. Its value is either blank or from the list of states defined in the underlying business process.
JOB_SOURCE	NVarchar	80	A custom value supplied by the customer. It is typically set as the first step in the process. Examples: <ul style="list-style-type: none"> <li>• Email</li> <li>• Fax</li> <li>• Phone</li> </ul>

## Table JOB\_HISTORY

This table contains a record for each completed activity.



	Name	Data Type	Max Length (Bytes)	Description
	JOB_ID	Binary(16)	16	The unique identifier for the job.
	ACTIVITY_TYPE	Int	4	See the TYPE column in the LIVE_ACTIVITY table.
	SET_TIME	Datetime	8	The time when the activity was completed, cancelled or suspended.
	SET_TIME_MILLISECS	Smallint	2	The time at which the activity was completed, cancelled or suspended. This includes the number of milliseconds.
	EMBEDDED_PROCESS_COUNT	Smallint	2	The process level on which the activity resides. If this parameter is 0, the process is the parent process.
	NODE_ID	Smallint	2	The ID of the activity within a process.
	COST	Numeric	20	The cost of performing the activity.
	DEPENDENCY_INCLUDE	Smallint	2	For internal use.
	EXPECTED_COST	Decimal	18	The expected cost of the activity.
	MACHINE_ID	Smallint	2	Not currently used.
	NODE_ID_AFTER_DECISION	Smallint	2	Indicates the destination node ID.
	NODE_NAME	Nchar(40)	80	The name of this activity as defined in the business process.
	OVERRUN	Bit		Indicates if the job overran.
	OVERRUN_EXCEPTION	Smallint	2	Set to 1 if the job overruns.
	PERF_RES_INCLUDE	Bit		For internal use.
	PERFORMED	Smallint	2	Indicates how activity performed: <ul style="list-style-type: none"> <li>Completed = 1</li> <li>Terminated = 2</li> <li>Final Node complete = 3</li> </ul>
	PROCESS_ID	Binary	16	The Process ID of the process containing the activity.
	PROCESS_NAME	NVarchar	80	The name of the process containing this activity. (for example, the name of the subjob process if the activity was in a subjob).
	RESOURCE_ID	Binary	16	The resource ID of the user who completed, cancelled or suspended the activity.
	TARGET_TIME_IN_SECONDS	Int	4	The target duration for the activity stored in seconds.



Name	Data Type	Max Length (Bytes)	Description
TIME_PENDING_IN_SECS	Int	4	The amount of time (in seconds) the activity remained on the work queue.
TIME_SPENT_IN_SECONDS	Int	4	The actual time (in seconds) spent on the activity execution.
USE_ADV_WORKFLOW_RULES	Smallint	2	Indicates if advanced workflow rules are to be used while assigning the activities.
VERSION	Decimal	8	The version of the process containing the activity.
WORKING_TIME_PENDING_IN_SECS	Int	4	Not currently used.
WORKING_TIME_SPENT_IN_SECONDS	Int	4	The amount of time spent performing the activity. If the row in the JOB_HISTORY table represents a subjob, this is the total cost of all items within the subjob.
DUE_DATE	Datetime	8	The activity due date.
MONITORING_DUE_DATE	Datetime	8	Specifies the next time to check for job overdue exceptions.
STARTED_SUB_JOB_ID	Binary	16	The ID of the subjob started for this activity.
SUB_JOB_ID	Binary	16	The ID of the subjob for this activity.
OVERDUE	Bit (Computed column)		This is a computed column. The expression: (case when [DUE_DATE] IS NULL then (0) when [DUE_DATE]>=[SET_TIME] then (0) when [DUE_DATE]<[SET_TIME] then (1) end)




## Table JOB\_MILESTONES

This table contains information about a milestone within a job.

Name	Data Type	Max Length (Bytes)	Description
 JOB_ID	Binary(16)	16	The unique identifier for the job.
 MILESTONE	NChar(40)	80	The milestone name.
LAST_UPDATED_DATE_TIME	Datetime	8	The date and time when this milestone was updated last.
ACTUAL_DATE_TIME	Datetime	8	The date and time when the milestone was achieved.
TARGET_FINISH_TIME	Datetime	8	The target time for the milestone.


## Table JOB\_STATE\_HISTORY

This table contains information about a state within a job.

	Name	Data Type	Max Length (Bytes)	Description
	JOB_ID	Binary(16)	16	The unique identifier for the Job.
	PERFORMED_TIME	Datetime	8	The time when the state was achieved.
	RESOURCE_ID	Binary(16)	16	The user who caused the state change.
	STATE	NVarchar	60	The name of the state.

## Table FINISHED\_JOB

If archiving is enabled and the appropriate setting for the corresponding business process (for recording history) is on, the job is moved to this table when it is completed or terminated.

	Name	Data Type	Max Length (Bytes)	Description
	JOB_ID	Binary(16)	16	The unique identifier for the job.
	ASSESSED_FOR_CHECKING	Bit		Indicates if this job was determined for checking.
	ASSESSED_FOR_SAMPLING	Bit		Indicates if this job was determined to be sampled for quality control.
	ASSOCIATED_CASE_ID	Binary(16)	16	The job ID of the case in which this case fragment was created. For a normal job, this is equal to its own job ID. See the description for the Type column.
	CATEGORY_ID	Binary(16)	16	The category to which the process, used to create this job belongs.
	COST_OVERRUN	Bit		Indicates whether the monitor marked this job for cost overrun.
	CREATION_TIME	Datetime	8	The date and time when the job was created.
	CREATOR	Binary(16)	16	The resource ID of the user who created the job. See <a href="#">Table AW_RESOURCE</a> for resource details.
	DURATION_OVERRUN	Bit		Indicates whether the monitor marked this job for duration overrun.

Name	Data Type	Max Length (Bytes)	Description
EXCEPTION_MAP	Smallint	2	Default value of 0 implies no exceptions are raised. Otherwise, the value corresponds to a particular exception map such as EXP0013 for an Activity Due exception.
EXPECTED_COST	Decimal	18	The expected cost of this job.
EXPECTED_DURATION_IN_SECS	Int	4	The expected duration of this job in seconds.
FINISH_TIME	Datetime	8	The time when the job was terminated or completed.
JOB_PERCENT	Smallint	2	The percentage representing the progress of job completion. Percentage values are defined for each state in the process. The value for the job corresponds to the value defined for the job's state at the time it completed.
JOB_STATUS	Smallint	2	The status of a finished job: <ul style="list-style-type: none"> <li>Completed = 1</li> <li>Terminated = 2</li> </ul>
LAST_MODIFIED_DATE	Datetime	8	The date when the job details were modified last.
MACHINE_ID	Smallint	2	Not currently used.
ORIGIN_SERVER_ID	Binary	16	ID of the server on which the job originated or was created.
ORIGIN_SERVER_NAME	NChar	80	Name of the server on which the job originated or was created.
PRIORITY	Smallint	2	The job priority.
PROCESS_ID	Binary	16	The unique identifier of the business process used to create this job.
PROCESS_NAME	nvarchar	80	The name of the process used to create this job, or the name of the skin that was created.
RESOURCE_NAME	nvarchar	80	The name of the resource that created the job.
ROOT_JOB_ID	Binary	16	The ID of the root job ID. For example, the job ID of a parent job is the root job ID for both the parent job and its subjob.
SCORE	Int	4	The predictive score for a job. For a finished job, evaluation can only be done once the job is restarted and moved back to live jobs.






Name	Data Type	Max Length (Bytes)	Description
SELECTED_FOR_CHECKING	Bit		Indicates if this job was selected for checking and examined by a user. Used for quality control.
SELECTED_FOR_SAMPLING	Bit		Indicates if this job was selected for sampling and examined by a user. Used for quality control.
SLA_STATUS2_DATE	Datetime	8	Determines the RAG (Red / Amber / Green) status of a job when the job is completed. If the finish date/time is less than SLA_STATUS2_DATE, the RAG status is Green. Check System Settings>Settings>Work Process tab in Designer to see if the default Green, is overridden. Maintains a copy of the job SLA dates.
SLA_STATUS3_DATE	Datetime	8	If the finish date/time is less than SLA_STATUS3_DATE and greater than SLA_STATUS2_DATE, the RAG status is Amber. Check System Settings>Settings>Work Process tab in Designer to see if the default Amber, is overridden. If the finish date/time is greater than SLA_STATUS3_DATE, the RAG status is Red.
SLA_STATUS4_DATE	Datetime	8	If the finish date/time is less than SLA_STATUS4_DATE and greater than SLA_STATUS3_DATE, the RAG status is Red. Check System Settings>Settings>Work Process tab in Designer to see if the default Red, is overridden. Maintains a copy of the job SLA dates.
SLA_STATUS5_DATE	Datetime	8	If the finish date/time is less than SLA_STATUS5_DATE and greater than SLA_STATUS4_DATE, the RAG status is Black. Check System Settings>Settings>Work Process tab in Designer to see if the default Black, is overridden. Maintains a copy of the job SLA dates.
START_TIME	Datetime	8	Indicates the time from which SLA calculations should be taken. Default: CREATION_TIME.

Name	Data Type	Max Length (Bytes)	Description
TYPE	Smallint	2	Type of the job. Possible values: <ul style="list-style-type: none"> <li>• Normal = 0</li> <li>• Case = 1</li> <li>• Associated Job = 2</li> <li>• Subjob = 3</li> </ul>
VERSION	Decimal	8	The version of the process used to create this job.
WORKING_DURATION_DAYS	Int	4	The duration of the job in working days as defined by the business calendar.
ACTIVATION_TIME	Datetime	8	The time the job was reactivated.
BUDGET	Decimal	18	The budget allocated for the job.
CHECKED_RESOURCE_ID	Binary	16	The ID of the resource who checked the job.
CUST_DATA	NVarchar	1000	Customer-specific data, if used.
EXCEPTION_CODE	NVarchar	14	Exception code, if raised for job.
EXPECTED_FINISH_TIME	Datetime	8	The time when this job was expected to finish.
HOLD_TIME	Datetime	8	Indicates how long a job had been on hold, otherwise NULL. It is NULL if there is only one site.
JOB_OWNER_ID	Binary(16)	16	The resource ID of the job owner. See <a href="#">Table AW_RESOURCE</a> for resource details.
LANGUAGE	NVarchar	20	Indicates the language in use where the job was created (in multiple sites configuration).
OWNER_NAME	NVarchar	80	The name of the resource that owns the job.
OWNER_PROCESS_ID	Binary	16	The ID of the process that owns this job.
REASON_FOR_HOLD	NVarchar	2000	The reason for the job being held up.
SKIN_ID	Binary	16	The ID of the process skin, if used for the job.
SPEND	Numeric	20	The amount spent to complete the job.
STATE	NChar(30)	60	The state of a job. The job has either a single state or is taken from a list of states defined in the underlying process.
WORK_QUEUE_DEFINITION_ID	Binary	16	The ID of a work type defined for the job's process.

	Name	Data Type	Max Length (Bytes)	Description
	JOB_SOURCE	NVarchar(40)	80	A custom value supplied by the customer. The value is typically set as the first step in the process. Examples: <ul style="list-style-type: none"> <li>• Email</li> <li>• Fax</li> <li>• Phone</li> </ul>

## Table FINISHED\_JOB\_HISTORY

This table contains information for completed activities of a finished job.



	Name	Data Type	Max Length (Bytes)	Description
	JOB_ID	Binary(16)	16	The unique identifier for the job.
	ACTIVITY_TYPE	Int	4	<ul style="list-style-type: none"> <li>• <b>The capture activity types and their corresponding values:</b> Extraction = 131085, Classification = 131086, PDF Generation = 131088, Scan = 131089, Validation = 131090, Verification = 131091, Document Review = 131092, Image Processing = 131093, Composite = 131094</li> <li>• <b>The Core Kofax TotalAgility activities and their corresponding values:</b> Manual = 1, VB Script = 32. Create New Job = 128 , Dot Net = 4096, Web Service = 8192, XML = 131072, C Sharp = 131074, VB Net = 131076, Data Access = 131077, Synchronization = 131079, Sleep = 131080, Job Owner = 131081, Job Variables = 131082, Resource Info = 131084</li> </ul>
	EMBEDDED_PROCESS_COUNT	Smallint	2	The process level on which the activity resides. If this parameter is 0, the process is the parent process.
	NODE_ID	Smallint	2	The ID of the activity within a process.
	SET_TIME	Datetime	8	The time when the activity was completed.
	SET_TIME_MILLISECS	Smallint	2	Includes the number of milliseconds representing the time when the activity was completed.
	COST	Numeric	20	The actual cost of the completed activity.
	EXPECTED_COST	Decimal	18	The expected cost for the activity.

Name	Data Type	Max Length (Bytes)	Description
MACHINE_ID	Smallint	2	Not currently used.
NODE_ID_AFTER_DECISION	Smallint		The ID of the activity after decision.
NODE_NAME	NChar(40)	80	The name of this activity (as defined in the business process).
OVERRUN	Bit		Indicates if the job has overrun.
OVERRUN_EXCEPTION	Smallint	2	Set to 1 if there is an overrun exception.
PERFORMED	Smallint	2	Indicates how an activity performed: <ul style="list-style-type: none"> <li>Completed = 1</li> <li>Terminated = 2</li> <li>Final Node complete = 3</li> </ul>
PROCESS_ID	Binary(16)	16	The process ID of the process containing the activity.
PROCESS_NAME	NVarchar(40)	80	The name of the process containing this activity (for example, the name of the sub job if the activity was in a sub job).
RESOURCE_ID	Binary(16)	16	The ID of the user who completed the activity.
RESOURCE_NAME	NChar	80	The name of the resource who completed the activity.
SERVER_NAME	NChar	80	The name of the server where the activity was completed.
TARGET_TIME_IN_SECONDS	Int	4	The target duration for the activity.
TIME_PENDING_IN_SECS	Int	4	The amount of time (in seconds) the activity remained on the work queue.
TIME_SPENT_IN_SECONDS	Int	4	The actual time (in seconds) spent on the activity execution.
VERSION	Decimal	8	The version of the process containing the activity.
WORKING_TIME_PENDING_IN_SECONDS	Int	4	Not currently used.
WORKING_TIME_SPENT_IN_SECONDS	Int	4	The amount of time (in seconds) spent performing the activity. If the row in the JOB_HISTORY table represents a subjob, this is the total cost of all items within the subjob.
DUE_DATE	Datetime	8	The date and time when the activity was due.
FORM	XML	2GB	Contains the form associated with the activity, if applicable.

Name	Data Type	Max Length (Bytes)	Description
MONITORING_DUE_DATE	Datetime	8	In the Live database, indicates the next time to check for job overdue exceptions. The database includes the interval during which an overdue exception was discovered.
STARTED_SUB_JOB_ID	Binary(16)	16	The ID of the subjob started for this activity.
SUB_JOB_ID	Binary(16)	16	ID of the subjob for this activity.
OVERDUE	Bit (Computed column)		This is a computed column that uses the following expression: (case when [DUE_DATE] IS NULL then (0) when [DUE_DATE]>=[SET_TIME] then (0) when [DUE_DATE]<[SET_TIME] then (1) end)



## Table FINISHED\_JOB\_MILESTONES

This table contains information for the milestones of a finished job.


Name	Data Type	Max Length (Bytes)	Description
 JOB_ID	Binary(16)	16	The unique identifier for the job.
 MILESTONE	NChar(40)	80	The milestone name.
LAST_UPDATED_DATE_TIME	Datetime	8	The date time when the milestone information was updated last.
ACTUAL_DATE_TIME	Datetime	8	The date and time when the milestone was achieved.
TARGET_FINISH_TIME	Datetime	8	The target time for the milestone.

## Table FINISHED\_JOB\_STATE\_HISTORY

This table contains information about the state of a finished job.


Name	Data Type	Max Length (Bytes)	Description
 JOB_ID	Binary(16)	16	The unique identifier for the job.
 PERFORMED_TIME	Datetime	8	The time when the state was achieved.
RESOURCE_ID	Binary(16)	16	The ID of the user who caused the state transition.



	Name	Data Type	Max Length (Bytes)	Description
	RESOURCE_NAME	NVarchar(40)	80	The name of the user who caused the state transition.
	STATE	NVarchar(30)	60	The name of the state.



## Table Work\_QUEUE\_DEFINITION

This table contains information about a work type for a job.

	Name	Data Type	Max Length (Bytes)	Description
	DEFINITION_ID	Binary(16)	16	The unique identifier for the work type.
	CATEGORY_ID	Binary(16)	16	The ID of the category to which the work type belongs.
	CHANGE_DATE	Datetime	8	Last date and time when the work type was modified.
	DEFINITION_NAME	NVarchar(40)	80	Name of the work type.
	META_DATA	NVarchar(255)	510	For internal purposes. Metadata storing supplementary information against the work type.

## Table Work\_QUEUE\_DEFINITION\_FIELD


This table contains information about a work type field in a job.

	Name	Data Type	Max Length (Bytes)	Description
	DEFINITION_ID	Binary(16)	16	The unique identifier for the work type.
	FIELD_POSITION	Smallint	2	A number starting from 1 indicates the field's position within the work type. For example, field position 1 indicates the field's value at runtime is contained in the FIELD1VALUE column of the LIVE_WORKQUEUE_DEFINITION table row for the correct DEFINITION_ID value and the relevant JOB_ID.  <b>Note</b> A work type can contain a maximum of 30 fields.
	FIELD_NAME	NVarchar(30)	60	Name for the work type field.

Name	Data Type	Max Length (Bytes)	Description
FIELD_SCOPE	Bit		Value of 0 indicates the field variable has a single value case definition and associated fragments. A value of 1 indicates a field where case fragments associated with the case definition have their own distinct variable value.
FIELD_TYPE	Smallint	2	The data type of the field and their corresponding values: System = 1, Short = 2, Long = 3, Float = 4, Double = 5, Currency = 6, Date = 7, String = 8, Dispatch = 9, Bool = 11, Byte = 17, Decimal = 14, Variant = 12, Array = 2000, Complex = 8204, Xml = 32767, XmlExpression = 32766, Text = 32765, Checklist = 32764, NullableDate = 32763, NullableString = 32762, Entity = 32761, Document = 32760, Folder = 32759
FIELD_DEFAULT_VALUE	NVarchar(100)	200	Contains the default value for the field that can be defined in the TotalAgility Designer.
FIELD_DISPLAY_NAME	NVarchar(50)	100	User-friendly display name of the field.

## Table LIVE\_Work\_QUEUE\_DEFINITION

This table contains information about a work type of a live job.

Name	Data Type	Max Length (Bytes)	Description
 JOBID	Binary(16)	16	The ID of the job with which the runtime values of a work type field are associated.
DEFINITION_ID	Binary(16)	16	The unique identifier for the work type used for the specified job.
DEFINITION_NAME	NVarchar(40)	80	Name of the work type used for the specified job.
UPDATE_ID	Binary(16)	16	<ul style="list-style-type: none"> <li>Contains the case fragment job ID, if the scope of a work type field is 0 (process/case fragment scope).</li> <li>Contains the case job ID, if the scope of a work type field is 1 (case scope).</li> </ul>
FIELD1VALUE	NVarchar(100)	200	The runtime value of the work type field from the specified work type, for the specified job, that has a value of 1 for the FIELD_POSITION column in the WORK_QUEUE_DEFINITION_FIELD table.

Name	Data Type	Max Length (Bytes)	Description
FIELD2VALUE	NVarchar(100)	200	The runtime value of the work type field from the specified work type, for the specified job, that has a value of 2 for the FIELD_POSITION column in the WORK_QUEUE_DEFINITION_FIELD table.
FIELD3VALUE	NVarchar(100)	200	The runtime value of the work type field from the specified work type, for the specified job, that has a value of 3 for the FIELD_POSITION column in the WORK_QUEUE_DEFINITION_FIELD table.
FIELD4VALUE	NVarchar(100)	200	The runtime value of the work type field from the specified work type, for the specified job, that has a value of 4 for the FIELD_POSITION column in the WORK_QUEUE_DEFINITION_FIELD table.
FIELD5VALUE	NVarchar(100)	200	The runtime value of the work type field from the specified work type, for the specified job, that has a value of 5 for the FIELD_POSITION column in the WORK_QUEUE_DEFINITION_FIELD table.
FIELD6VALUE	NVarchar(100)	200	The runtime value of the work type field from the specified work type, for the specified job, that has a value of 6 for the FIELD_POSITION column in the WORK_QUEUE_DEFINITION_FIELD table.
FIELD7VALUE	NVarchar(100)	200	The runtime value of the work type field from the specified work type, for the specified job, that has a value of 7 for the FIELD_POSITION column value in the WORK_QUEUE_DEFINITION_FIELD table.
FIELD8VALUE	NVarchar(100)	200	The runtime value of the work type field from the specified work type, for the specified job, that has a value of 8 for the FIELD_POSITION column in the WORK_QUEUE_DEFINITION_FIELD table.
FIELD9VALUE	NVarchar(100)	200	The runtime value of the work type field from the specified work type, for the specified job, that has a value of 9 for the FIELD_POSITION column in the WORK_QUEUE_DEFINITION_FIELD table.
FIELD10VALUE	NVarchar(100)	200	The runtime value of the work type field from the specified work type, for the specified job, that has a value of 10 for the FIELD_POSITION column in the WORK_QUEUE_DEFINITION_FIELD table.

Name	Data Type	Max Length (Bytes)	Description
FIELD11VALUE	NVarchar(100)	200	The runtime value of the work type field from the specified work type, for the specified job, that has a value of 11 for the FIELD_POSITION column in the WORK_QUEUE_DEFINITION_FIELD table.
FIELD12VALUE	NVarchar(100)	200	The runtime value of the work type field from the specified work type, for the specified job, that has a value of 12 for the FIELD_POSITION column in the WORK_QUEUE_DEFINITION_FIELD table.
FIELD13VALUE	NVarchar(100)	200	The runtime value of the work type field from the specified work type, for the specified job, that has a value of 13 for the FIELD_POSITION column in the WORK_QUEUE_DEFINITION_FIELD table.
FIELD14VALUE	NVarchar(100)	200	The runtime value of the work type field from the specified work type, for the specified job, that has a value of 14 for the FIELD_POSITION column in the WORK_QUEUE_DEFINITION_FIELD table.
FIELD15VALUE	NVarchar(100)	200	The runtime value of the work type field from the specified work type, for the specified job, that has a value of 15 for the FIELD_POSITION column in the WORK_QUEUE_DEFINITION_FIELD table.
FIELD16VALUE	NVarchar(100)	200	The runtime value of the work type field from the specified work type, for the specified job, that has a value of 16 for the FIELD_POSITION column in the WORK_QUEUE_DEFINITION_FIELD table.
FIELD17VALUE	NVarchar(100)	200	The runtime value of the work type field from the specified work type, for the specified job, that has a value of 17 for the FIELD_POSITION column in the WORK_QUEUE_DEFINITION_FIELD table.
FIELD18VALUE	NVarchar(100)	200	The runtime value of the work type field from the specified work type, for the specified job, that has a value of 18 for the FIELD_POSITION column in the WORK_QUEUE_DEFINITION_FIELD table.
FIELD19VALUE	NVarchar(100)	200	The runtime value of the work type field from the specified work type, for the specified job, that has a value of 19 for the FIELD_POSITION column in the WORK_QUEUE_DEFINITION_FIELD table.

Name	Data Type	Max Length (Bytes)	Description
FIELD20VALUE	NVarchar(100)	200	The runtime value of the work type field from the specified work type, for the specified job, that has a value of 20 for the FIELD_POSITION column in the WORK_QUEUE_DEFINITION_FIELD table.
FIELD21VALUE	NVarchar(100)	200	The runtime value of the work type field from the specified work type, for the specified job, that has a value of 21 for the FIELD_POSITION column in the WORK_QUEUE_DEFINITION_FIELD table.
FIELD22VALUE	NVarchar(100)	200	The runtime value of the work type field from the specified work type, for the specified job, that has a value of 22 for the FIELD_POSITION column in the WORK_QUEUE_DEFINITION_FIELD table.
FIELD23VALUE	NVarchar(100)	200	The runtime value of the work type field from the specified work type, for the specified job, that has a value of 23 for the FIELD_POSITION column in the WORK_QUEUE_DEFINITION_FIELD table.
FIELD24VALUE	NVarchar(100)	200	The runtime value of the work type field from the specified work type, for the specified job, that has a value of 24 for the FIELD_POSITION column in the WORK_QUEUE_DEFINITION_FIELD table.
FIELD25VALUE	NVarchar(100)	200	The runtime value of the work type field from the specified work type, for the specified job, that has a value of 25 for the FIELD_POSITION column in the WORK_QUEUE_DEFINITION_FIELD table.
FIELD26VALUE	NVarchar(100)	200	The runtime value of the work type field from the specified work type, for the specified job, that has a value of 26 for the FIELD_POSITION column in the WORK_QUEUE_DEFINITION_FIELD table.
FIELD27VALUE	NVarchar(100)	200	The runtime value of the work type field from the specified work type, for the specified job, that has a value of 27 for the FIELD_POSITION column in the WORK_QUEUE_DEFINITION_FIELD table.
FIELD28VALUE	NVarchar(100)	200	The runtime value of the work type field from the specified work type, for the specified job, that has a value of 28 for the FIELD_POSITION column in the WORK_QUEUE_DEFINITION_FIELD table.

	<b>Name</b>	<b>Data Type</b>	<b>Max Length (Bytes)</b>	<b>Description</b>
	FIELD29VALUE	NVarchar(100)	200	The runtime value of the work type field from the specified work type, for the specified job, that has a value of 29 for the FIELD_POSITION column in the WORK_QUEUE_DEFINITION_FIELD table.
	FIELD30VALUE	NVarchar(100)	200	The runtime value of the work type field from the specified work type, for the specified job, that has a value of 30 for the FIELD_POSITION column in the WORK_QUEUE_DEFINITION_FIELD table.

## Chapter 2

# Database schema diagram

The following schema diagram depicts the Kofax TotalAgility tables used by Kofax Analytics for TotalAgility.

