



# Kofax Power PDF Release Notes

Version: 5.0.0

Date: 2023-04-11

**KOFAX**

© 2023 Kofax. All rights reserved.

Kofax is a trademark of Kofax, Inc., registered in the U.S. and/or other countries. All other trademarks are the property of their respective owners. No part of this publication may be reproduced, stored, or transmitted in any form without the prior written permission of Kofax.

# Table of Contents

About this release.....	5
Quick links.....	5
Version information.....	5
Revision history.....	5
System requirements.....	6
Product documentation.....	7
Offline documentation.....	7
What's new.....	8
Resolved issues.....	12
Scrolling issues in full-screen view.....	12
PDF output always included title and author metadata.....	12
PDF creation date metadata mismatch.....	12
Verification issue with IntraData signatures.....	12
PDF files from the MasterControl application did not load correctly.....	12
Special character in file name caused issue in iManage.....	13
Document check-in issue with iManage.....	13
Document replace issue with iManage.....	13
Identical field names caused an issue when combining documents.....	13
Error 403 page appeared during DocuSign workflow.....	13
Preview and time stamp were not updated in iManage.....	13
Power PDF stopped working when editing in multiple document windows.....	14
Authentication issue with OneDrive for Business.....	14
PDF to XLSX conversion quality issue.....	14
As Background setting could not be applied in Sequencer.....	14
Time stamp server issue.....	14
Page Range setting caused print delay.....	14
iManage search did not load on Windows Server 2012.....	14
iManage upload issue.....	15
Power PDF did not preserve value for the document split option.....	15
Internet Explorer PDF viewer preferences were not saved.....	15
Search for multiple words failed in Sequencer.....	15
Issue with iManage WorkSpace names containing a colon.....	15
Checkouts were allowed for read-only iManage documents.....	15
Delay when opening file from network folder.....	15

Saving to iManage servers with non-default library ID did not work.....	16
Stamp placement issue.....	16
Network folders with lengthy UNC paths caused stability issues.....	16
Error after multiple comparisons.....	16
PDF certification vulnerability issue.....	16
Shrink did not work correctly with headers and footers.....	16
Manual LTV verification required.....	17
Multiple user prompts were not supported in stamps.....	17
Verification issue with OneSpan signatures.....	17
Check box missing from printer profile settings.....	17
Date field signing issue.....	17
Search results saved to a PDF file missed details.....	17
Unable to open SharePoint links via Command Prompt.....	17
Read Aloud issue with symbol §.....	17
Digital signature validation issue.....	18
Known issues.....	19
Common issues.....	19
Help content navigation does not work in the French Help.....	19
iManage Work integration in Outlook does not work.....	20
Power PDF printer driver does not convey Author, Subject and Title information with macros.....	20
Issue with installation completion message.....	20
Error when selecting from Quick Access Toolbar.....	20
Send to PaperPort (PDF) fails after uninstalling Power PDF.....	21
Resolved Accessibility error appears in the result list.....	21
PAC3 PDF/UA compliance error mistakenly reported.....	21
Microsoft Word InlineShape objects do not have alternate text.....	21
Improper tags in Word cause non-compliant PDF output.....	22
Volume License Program.....	23
For administrators.....	23
For developers.....	23
Offline documentation files.....	24

# About this release


The release notes give you information about Kofax Power PDF 5.0.0. Please read this document carefully, as it may contain information not included in other product documentation.

## Quick links

- [Version information](#)
- [System requirements](#)
- [Product documentation](#)
- [What's new](#)
- [Resolved issues](#)
- [Known issues](#)
- [Volume License Program](#)
- [Offline documentation files](#)

## Version information

This Kofax Power PDF 5.0.0 R2 product is identified by build number 5.0.0.0.23116, which appears in the About box. The initial release of Kofax Power PDF 5.0.0 was released with build number 5.0.0.0.22223.

 Kofax Power PDF 5.0.0 R2 includes an upgrade to the Kofax License Server to support enhanced license management. If you previously installed Kofax Power PDF 5.0.0, and do not require enhanced license management, you do not need to install the R2 upgrade.

## Revision history

This table lists the initial version of the Kofax Power PDF 5.0.0 Release Notes, along with the update made after the initial version was published.

Revision	Date	Description
Kofax Power PDF 5.0.0	June 28, 2022	Initial release
Kofax Power PDF 5.0.0 R2	April 20, 2023	Added description of <a href="#">enhanced license management</a> .

## System requirements

The primary source of information about Kofax Power PDF 5.0.0 system requirements and dependencies on other products is the *Technical Specifications* document, which is available on the [Product Documentation](#) page. The document is updated regularly, and we recommend that you review it carefully to ensure success with your Kofax Power PDF product.

# Product documentation

The full documentation set for Kofax Power PDF is available online:

<https://docshield.kofax.com/Portal/Products/PowerPDF/5.0.0-3uoz7ssq2b/PowerPDF.htm>

The Kofax Power PDF documentation set includes:

- *Kofax Power PDF Release Notes*
- *Kofax Power PDF Technical Specifications* (English only)
- *Kofax Power PDF Getting Started Guide*
- *Kofax Power PDF Help* (also available from the product interface)


The following guides are applicable to users who have an Advanced Volume license:

- *Kofax PDF RMS Protector for SharePoint Installation Guide*
- *Kofax PDF iFilter for SharePoint Installation Guide*
- *Kofax Power PDF Automation Interface Guide*
- *Kofax Power PDF Command Line Reference*
- *Kofax Power PDF Connector SDK Help*
- *Kofax Power PDF JavaScript Reference Guide*
- *Kofax Power PDF Network Installation Guide*

## Offline documentation

If the security policy for your organization restricts Internet access, you can access the Kofax Power PDF documentation in offline or "on premises" mode, supported with an Advanced Volume license.

To obtain the documentation for use in offline mode, go to the [Kofax Fulfillment Site](#) to download `KofaxPowerPDFDocumentation_5.0.0.zip`, which contains documentation for all supported languages. The system administrator can refer to the instructions in the "Installation in Distributed Environments" chapter in the *Kofax Power PDF Network Installation Guide* to set the preferred mode for accessing online help.

 The Power PDF documentation .zip file does not include the release notes files, which are available as separate downloads from the Kofax Fulfillment Site.

See [Offline documentation files](#) for a list of documentation translations that are available for use in offline mode.

# What's new

This section lists the key features that are introduced in this product release.

- **Enhanced license management**

Administrators can manage the list of users who consume licenses. Administrators can manually maintain the list of allowed users or use the provided script to import users from an Active Directory group. See the [Network Installation Guide](#) for details.

- **Improved comment tools behavior**

The **Make comment tools persistent** check box is now available on the Comment page of the Options dialog box. Select the setting to keep comment tools active after use. If the setting is not selected, Power PDF returns to the default tool after a comment tool is used. The setting is selected by default.

The setting is effective on the following tools:

- Note
- Text Box
- Callout
- Highlight
- Crossout
- Underline
- All drawing tools

- **Extended bounding box lines for object editing**

When moving an object with the Edit Object tool, Power PDF projects the bounding lines to the side of the document panel, making it easier to read the object position and dimensions.

- **Snap to grid works with guides**

The Snap to Grid command now considers both grids and custom guides added by the user.

- **Improved compatibility with accessibility reader software**

Power PDF user interface navigation and compatibility are improved for accessibility readers, such as JAWS.

- **Restore last view settings when reopening documents setting**

Power PDF now has the **Restore last view settings when reopening documents** check box on the **General > Miscellaneous** page of the Options dialog box. If this check box is selected, users see the same view when reopening a document. The setting is selected by default.

- **Fuzzy search**

Similar to industry-standard search engines, the new Fuzzy Search supports the ability to produce relevant search results, even if they do not exactly match the words or phrases entered. A Fuzzy Search option is available on the Power PDF Search panel and the Search dialog box.



- **PDF/A-4 format support**

Power PDF now supports the following PDF/A-4 formats:

- PDF/A-4
- PDF/A-4e
- PDF/A-4f

When applicable, the user can select any of the above formats in:

- Power PDF (including Compliance options, Export, Save As, Batch Converter, Watched Folder, and the e-mail conversion settings in Options)
- Convert PDF
- Create PDF
- Scanner Setup
- Power PDF Office add-on
  - Creation Settings in Word, Excel and PowerPoint
  - Mail archiving settings in Outlook
- Power PDF printer driver properties

- **Improved PDF printer driver performance**

Power PDF now has better PDF printer driver performance, so PDF creation is faster in print-capable applications.

- **PDF printer profiles**

Power PDF allows users to manage, save and reuse PDF printer profiles instead of configuring them each time. The Office export add-on uses the same PDF printer profiles. PDF printer profiles are independent of PDF Create profiles, though most settings look similar. Refer to the [online help](#) for details.

- **Watermarks in Create PDF and PDF printer profile settings support headers and footers**

The Watermarks dialog box is renamed to Watermarks / Headers and Footers Controls both in PDF Create Assistant profiles and PDF printing profiles. The new dialog box has the same Macros drop-down list and settings as the Headers and Footers command on the Edit toolbar. The feature allows users to add headers and footers when printing to PDF in print-capable applications.

- **Improved sequencer commands (Power PDF Advanced)**

Power PDF now includes the following sequencer command updates:

- **Page > Delete Pages : Blank Pages** option added.
- **Page > Delete Pages** and **Extract Pages**: The **Pages with search result** option added. The user can enter a search phrase into the Search For box. The Match Case and **Match whole word only** settings are available.
- **Headers and Footers > Add Header and Footer** and **Remove Header and Footer**: Commands added for adding and removing headers and footers. The Remove Header and Footer command do not have settings. The Add Header and Footer command uses the same dialog box and settings as the Headers and Footers command on the Edit toolbar of the ribbon. Refer to the [online help](#) for details.
- **Document > Convert to Fillable Form** : This command adds the FormTyper functionality.

The Convert to Fillable Form command uses the FormTyper Settings dialog box and settings. You can:

- Choose to skip documents already containing form controls or delete existing form controls.
- Select an OCR language or rely on the language set for the document.
- Require auto-size fonts for text fields.

- **Enhanced SignDoc support**

You can now complete SignDoc packages and templates in the Power PDF embedded browser. Moreover, Power PDF allows you to replace the PDF document in package templates and upload the template with a new name. Refer to the [online help](#) for details.

- **Improved integration for Google Chrome and Chromium browsers**

When a PDF document is opened in the browser, the **Open in Kofax Power PDF** command is available in the menu of the Create PDF browser extension. If the **Show "Open in Kofax Power PDF"** menu setting is selected, the **Open in Kofax Power PDF** floating command appears over the PDF content panel. Both commands open the PDF document in Power PDF.

- **Context menu commands in the Kofax Power PDF add-on for iManage 10**


iManage 10 administrators can add custom commands to the add-on context menu to make Power PDF features easier to access. For details, refer to the *iManage connector and server configuration* chapter in the [Network Installation Guide](#).

- **eIDAS compliance by EUTL support**

To comply with the [eIDAS](#) regulation, Power PDF can import the qualified trust service providers' certificates from the European Trusted Lists (EUTL). The Options dialog box now has the setting for the automatic EUTL list update, which can be limited to Qualified Trust Services only. Refer to the [online help](#) for details.

- **Microsoft Azure Information Protection support**

Power PDF now supports Microsoft Azure Information Protection (AIP). For details on applying AIP on a document, refer to the *Microsoft Azure Information Protection* section in the [Security properties](#) topic of the online help.

 AD RMS (Active Directory Rights Management Services) is also supported for backward compatibility.

- **Watermarks support for FileOpen-protected documents**


When printing or viewing FileOpen-protected documents, Power PDF displays or prints marks according to the FileOpen DRM requirements included with the document. Both FileOpen print marks and view marks are supported. The Power PDF search function works with text included in view marks. Power PDF does not include FileOpen marks in the page content when saving.

- **Online Collaboration (Power PDF Advanced with Advanced Volume license)**

Power PDF supports collaboration meetings for any remote participant with Internet access. Invitees can work on the same PDF document and track updates in real-time. The feature requires an on-premise collaboration server to be up and running. Refer to the [online help](#) for details.

- **Kofax License Server (Power PDF Advanced with Advanced Volume license)**

Power PDF now supports Kofax License Server (KLS). Administrators can set up Kofax License Server and Licensing Client for advanced licensing features. Refer to the *Kofax License Server configuration* section in the [Network Installation Guide](#) for details.

 Legacy serial numbers are also supported for backward compatibility.

- **Windows 11 snap layouts support**

Power PDF supports the snap layouts feature in Windows 11, so users can snap the application window to a preset location and size.

# Resolved issues

This section lists previously reported issues that are now resolved.

## Scrolling issues in full-screen view

**1786533:** In Full Screen mode, when zoomed into a document, there were issues.

## PDF output always included title and author metadata

**1786499:** The resulting PDF always included the document title and author metadata, regardless of settings.

## PDF creation date metadata mismatch

**1777667:** When printing a PDF or creating a PDF in integrated applications, the Create metadata listed a creation time that was 30 minutes later than the actual creation time.

## Verification issue with IntraData signatures

**1777665:** Documents signed by IntraData were detected as invalid during Power PDF verification..

## PDF files from the MasterControl application did not load correctly

**1777659:** Power PDF did not load and display PDF documents created in the MasterControl application correctly.

## Special character in file name caused issue in iManage

**1777655:** PDF files with one or more special characters in the file name caused an iManage issue when opened from a browser.

## Document check-in issue with iManage

**1777589:** Power PDF did not check in unmodified iManage documents when the release operation ("unlock permission") was denied on the server side.

## Document replace issue with iManage

**1777583:** iManage 10 users could not use the **Replace Original** option more than once in a single Power PDF session.

## Identical field names caused an issue when combining documents

**1777574:** Power PDF did not display a warning for combined PDF documents that had form fields with identical names. The combined file displayed only the fields from the first occurrence.

## Error 403 page appeared during DocuSign workflow

**1777563:** After a successful Send via DocuSign workflow, an "error 403" page appeared instead of a confirmation message.

## Preview and time stamp were not updated in iManage

**1759624:** The Edit Date time stamp and the document preview in the iManage Work web client were not updated when editing a saved iManage 10 document and replacing the original.

## Power PDF stopped working when editing in multiple document windows

**1750385:** Power PDF stopped working when editing multiple documents in separate windows, arranged side by side. The issue occurred when using the Highlight command from the context menu on the selected text, after the Typewriter tool was used in the other window.

## Authentication issue with OneDrive for Business

**1750363:** When the user tried to log in to OneDrive for Business in Power PDF, the integrated browser failed to manage the authentication process.

## PDF to XLSX conversion quality issue

**1750360:** Conversion to Excel results were degraded compared to earlier Power PDF versions.

## As Background setting could not be applied in Sequencer

**1730415:** When editing the settings for the **Document > Add Watermark** item in a sequence, users could not apply the As Background setting in the **Add Watermark/Background** dialog box.

## Time stamp server issue

**1730411:** Power PDF did not validate documents signed with certain time stamp servers.

## Page Range setting caused print delay

**1712414:** If the user selected the Page Range option in the Print dialog box, for documents files larger than 15 MB, Power PDF stopped working for 30 seconds or more.

## iManage search did not load on Windows Server 2012

**1712356:** The iManage 10 connector did not work with new servers that require iManage SDK v10.5 or newer.

## iManage upload issue

**1712221:** When Power PDF failed to upload a file to iManage, it deleted the local copy, possibly causing data loss.

## Power PDF did not preserve value for the document split option

**1701833:** Power PDF reverted to the **Split by parity of pages** option in the Split Document dialog box, regardless of the user's most recent selection.

## Internet Explorer PDF viewer preferences were not saved

**1697284:** Power PDF was not preserving the Status Bar preferences of the embedded PDF viewer in Internet Explorer.

## Search for multiple words failed in Sequencer

**1694910:** Searching for multiple words or phrases with the Search and Highlight or Search and Redact commands in Sequencer failed when not all the searches were successful.

## Issue with iManage WorkSpace names containing a colon

**1694904:** Power PDF could not open a PDF from an iManage WorkSpace if the workspace had a colon (:) in its name.

## Checkouts were allowed for read-only iManage documents

**1694901:** Power PDF checked out iManage documents even when opening as read-only.

## Delay when opening file from network folder

**1694895:** Long delays occurred when opening a PDF file from a network folder containing a large number (over 65 000) of other PDF files.

## Saving to iManage servers with non-default library ID did not work

**1694885:** Power PDF could not save documents to iManage servers with a preferred library ID other than the default.

## Stamp placement issue

**1683763:** Stamps were not placed in the same position on each page when using the Apply to All Pages feature.

## Network folders with lengthy UNC paths caused stability issues

**1683758:** Power PDF became unstable when opening and saving PDF documents in network folders with Universal Naming Convention (UNC) paths longer than 250 characters.

## Error after multiple comparisons

**1683752:** In the Compare Documents dialog box, when multiple comparisons (8-10) were made between the same PDF and Word files, the following error message appeared: At least one of the files cannot be opened.

## PDF certification vulnerability issue

**1673975:** Power PDF was vulnerable to [Evil Annotation Attack \(EAA\)](#) and [Sneaky Signature Attack \(SSA\)](#).

## Shrink did not work correctly with headers and footers

**1673746:** The "Shrink document" feature did not work correctly with headers and footers.



## Manual LTV verification required

**1673727:** Verification information required for Long Term Validation (LTV) had to be added manually.

## Multiple user prompts were not supported in stamps

**1670785:** Power PDF did not support multiple user prompts in JavaScript-enabled stamps.

## Verification issue with OneSpan signatures

**1662150:** Documents signed by OneSpan were detected as invalid during Power PDF verification.

## Check box missing from printer profile settings

**1662145:** The **Multiple pages per sheet** check box was missing from the Power PDF printer profile settings.

## Date field signing issue

**1662143:** Power PDF did not consider daylight saving in the Date field for UTC with BST (UTC + 01).

## Search results saved to a PDF file missed details

**1662136:** The search results saved to a PDF file did not contain all information, such as the document name and details.

## Unable to open SharePoint links via Command Prompt

**1647765:** Opening PDF files stored on a SharePoint server through a WEB Link parameter in a command line was not supported.

## Read Aloud issue with symbol §

**1631363:** In German, Read Aloud pronounced the symbol "§" as "Abzats" instead of "Paragraf".

## Digital signature validation issue

**1616847:** Documents signed in Power PDF in CADES format failed to pass the European DSS validation.

# Known issues

This section contains information about potential issues that you could encounter while using Kofax Power PDF 5.0.0. Workarounds are provided, as applicable.

## Common issues

This section lists common issues that are not associated with a specific defect tracking number.

- **Advanced Edit:** When using the Advanced Edit feature, note that converting either an Image PDF or a Searchable PDF file may result in an unsatisfactory conversion. Image PDF and Searchable PDF files require OCR (Optical Character Recognition) in order to be processed by Advanced Edit.  
**Workaround:** You can convert these types of PDF files to their native format (either through the Convert button or from Convert Assistant) to generate an editable document type. Then open the resulting document in a program such as Microsoft Word or Excel to perform the advanced editing.
- **PDF open/viewing association:** During the uninstallation process for Power PDF, the PDF file open/viewing association may be altered or removed.  
**Workaround:** After the installation is complete, you can repair/reinstall your third-party PDF software to re-establish the PDF file open/viewing association.
- **Viewing PDFs / Internet Explorer:** If other Kofax PDF products are uninstalled after Power PDF is installed, the viewing of PDF documents in Internet Explorer will no longer work until it is registered again.  
**Workaround:** To re-register the PDF viewer provided with Internet Explorer, you can use the Options dialog box in Power PDF.

## Help content navigation does not work in the French Help

**1796107:** Table of contents (TOC) titles do not expand in the French localized version of the Power PDF Help.

**Workaround:** If a TOC title does not expand on clicking, try other titles below that may respond. After this, return to the title that did not respond earlier and try again.

## iManage Work integration in Outlook does not work

**1781103:** When using iManage Work Desktop 10.5 or 10.6 with the Power PDF add-on for iManage 10, the Create PDF and Open with Convert Assistant commands fail on the Outlook integration Work panel.

**Workaround:** Set the following registry key to Enabled, which turns on WebView2 for the Work panel and fixes the issue.

```
Location: HKEY_CURRENT_USER\Software\iManage\Work\10.0\Client
Name: EnableWebView2WorkPane
Type: REG_DWORD
Value: 1
0 Disabled (Default)
1 Enabled
```

## Power PDF printer driver does not convey Author, Subject and Title information with macros

**1729705:** When printing with the Power PDF printer driver, the Author, Subject, and Title macros set in the **Watermarks / Headers and Footers Controls** dialog box have no impact on the PDF output.

**Workaround:** To make the Author, Subject, and Title macros work, use the Export command in Power PDF or use Create PDF.

## Issue with installation completion message

**1575920:** When using the `msiexec.exe` tool to install a Power PDF Advanced package prepared with the Customization Kit, the message completing the installation might not appear.

## Error when selecting from Quick Access Toolbar

**1459073:** This issue can occur if EMC Documentum 7.1 is installed with Power PDF Advanced (Non-Volume build), and you add Open and Save EMC Documentum commands to the Quick Access Toolbar. Clicking Open from Documentum on the Quick Access Toolbar results in the following error message:

```
Load JVM DLL Failed on LoadLibrary.
```

**Workaround:** Copy `MSVCR100.dll` into the `Windows\SYSTEM32` folder. This requires administrator rights on the computer.

## Send to PaperPort (PDF) fails after uninstalling Power PDF

**1414106:** Removing Power PDF disrupts PaperPort integration in Microsoft Word. Clicking **Send to PaperPort (PDF)** in Word results in the following error message:

```
Unable to print. Cannot find. Please Install it.
```

## Resolved Accessibility error appears in the result list

**1407920:** Some accessibility errors are not cleared from the Accessibility Checker result list after they are fixed.

**Workaround:** You can run the Accessibility check again to refresh the result list.

## PAC3 PDF/UA compliance error mistakenly reported

**1406944:** In some cases, the following error appears when the PAC3 (PDF Accessibility Checker 3) PDF/UA compliance check is run, even though all related problems are already resolved in the Power PDF Compliance Checker.

```
This PDF file is not PDF/UA compliant
```

In general, the result of other compliance checker software products may differ from the result given by Power PDF.

## Microsoft Word InlineShape objects do not have alternate text

**1367580:** Empty Alt Text property fields for Microsoft Word InlineShape objects, such as pictures, are preserved during the PDF conversion in the Alternate Text property. The Kofax PDF output containing such an object with an empty Alternate Text property is not compliant with the PDF/UA standard, and it fails in the Power PDF Compliance Checker.

**Workaround:** To resolve Alternate Text issues in Power PDF, proceed with the following:

1. Run an Accessibility check from the Power PDF Compliance panel.
2. Locate the **Figure** item under **Figures alternate text - Failed**.
3. In the results, right-click and select **Set Alternate text** in the context menu.  
The "Add alternate text" dialog box appears.
4. Do one of the following:
  - If the object is a design element without another purpose, select **Decorative figure**.
  - Otherwise, enter a proper description in the Text box for text-to-speech engines to read aloud.

## Improper tags in Word cause non-compliant PDF output

**1366959:** Inconsistent use of heading styles in Microsoft Word results in Kofax PDF output that is not compliant with the PDF/UA standard when exporting PDF documents from Microsoft Word.

# Volume License Program

The Volume License Program (VLP) is available to Kofax Power PDF administrators and developers.

## For administrators

Power PDF can be configured for Active Directory, SMS and Citrix deployment. Network and server deployment requires a VLP agreement with Kofax. For deployment instructions, see the *Power PDF Network Installation Guide*. For assistance with deployment, a maintenance agreement is required.

## For developers

The Power PDF automation API requires a VLP agreement and is not available to users who purchase the individual (non-Volume) license through consumer, distribution or reseller channels.

# Offline documentation files

When you download the master offline documentation file for Power PDF from the [Kofax Fulfillment Site](#), the extracted contents include the following documentation .zip files for use in offline mode.

Documentation .zip file name	Language
KofaxPowerPDFDocumentation_5.0.0.zip	Master file with all languages
KofaxPowerPDFDocumentation_5.0.0_zh-CHS.zip	Simplified Chinese
KofaxPowerPDFDocumentation_5.0.0_zh-CHT.zip	Traditional Chinese
KofaxPowerPDFDocumentation_5.0.0_CS.zip	Czech
KofaxPowerPDFDocumentation_5.0.0_DA.zip	Danish
KofaxPowerPDFDocumentation_5.0.0_NL.zip	Dutch
KofaxPowerPDFDocumentation_5.0.0_DE.zip	German
KofaxPowerPDFDocumentation_5.0.0_EN.zip	English
KofaxPowerPDFDocumentation_5.0.0_ES.zip	Spanish
KofaxPowerPDFDocumentation_5.0.0_FI.zip	Finnish
KofaxPowerPDFDocumentation_5.0.0_FR.zip	French
KofaxPowerPDFDocumentation_5.0.0_HU.zip	Hungarian
KofaxPowerPDFDocumentation_5.0.0_IT.zip	Italian
KofaxPowerPDFDocumentation_5.0.0_JA.zip	Japanese
KofaxPowerPDFDocumentation_5.0.0_KO.zip	Korean
KofaxPowerPDFDocumentation_5.0.0_NO.zip	Norwegian
KofaxPowerPDFDocumentation_5.0.0_PL.zip	Polish
KofaxPowerPDFDocumentation_5.0.0_pt-BR.zip	Brazilian Portuguese
KofaxPowerPDFDocumentation_5.0.0_RU.zip	Russian
KofaxPowerPDFDocumentation_5.0.0_SV.zip	Swedish
KofaxPowerPDFDocumentation_5.0.0_TR.zip	Turkish